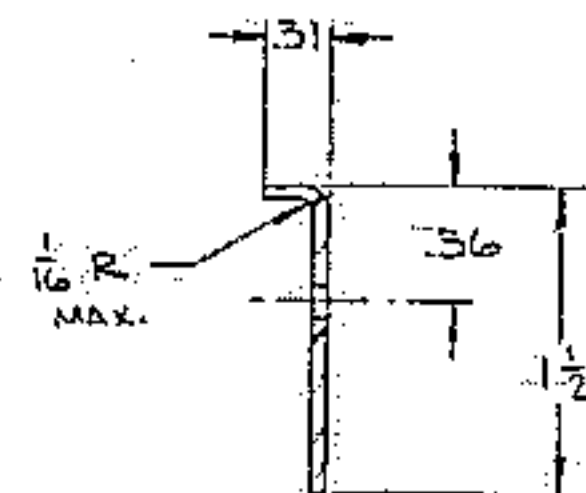
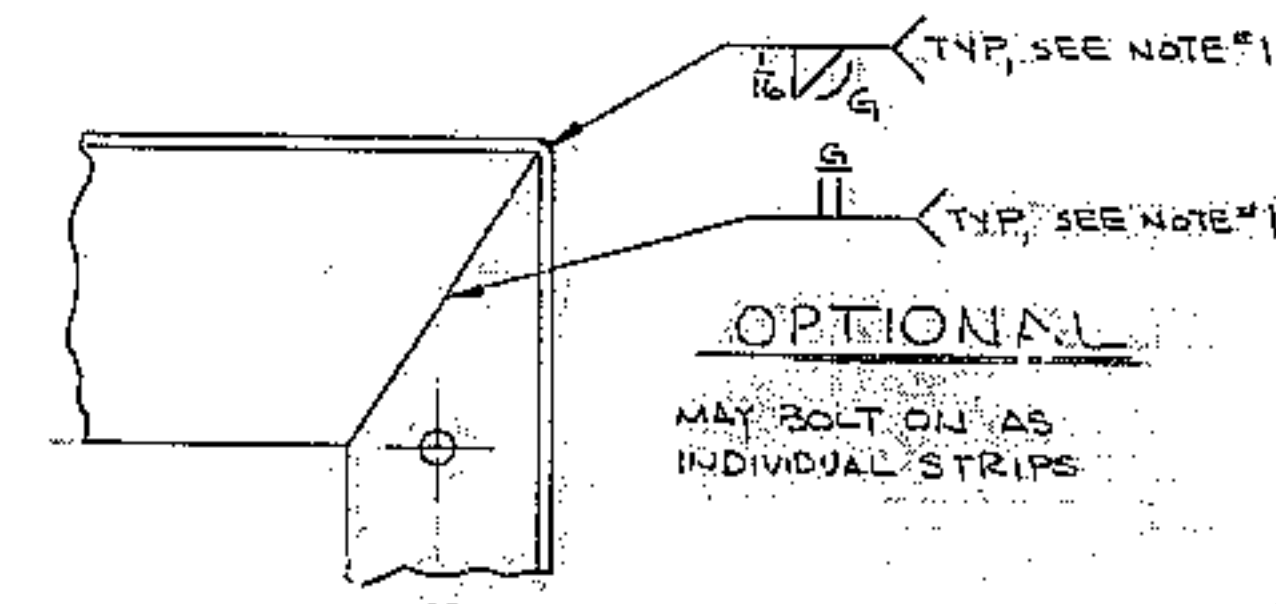


THIS DOCUMENT CONTAINS INFORMATION PROPRIETARY TO WESTERN GEAR CORPORATION. ALL DESIGN, MANUFACTURING, REPRODUCTION, USE, PATENT, AND SALES RIGHTS REGARDING THE SAME ARE HEREBY EXPRESSLY RESERVED BY WESTERN GEAR CORPORATION. THIS DOCUMENT IS SUBMITTED FOR REFERENCE PURPOSES ONLY AND SHALL NOT BE DISCLOSED TO ANY UNAUTHORIZED PERSON OR INCORPORATED INTO ANY OTHER PROJECT.

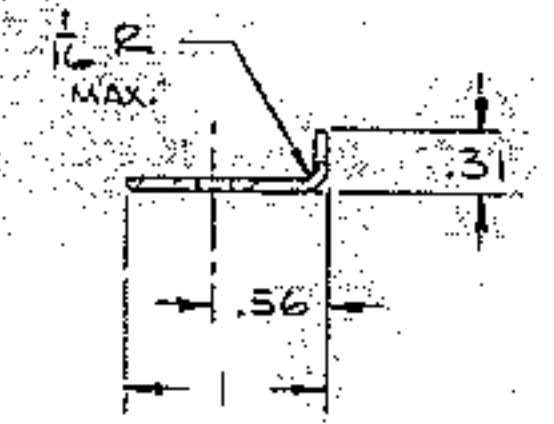
| ZONE | | REVISIONS | DATE | APPROVED |
|------|--|-------------------------------|---------|--------------|
| A | | REVISED PER AURA REQ. | 3-30-70 | |
| B | | WAS 2 REQ'D (2-R.H. & 1-L.H.) | 3-31-70 | MA 13176/110 |



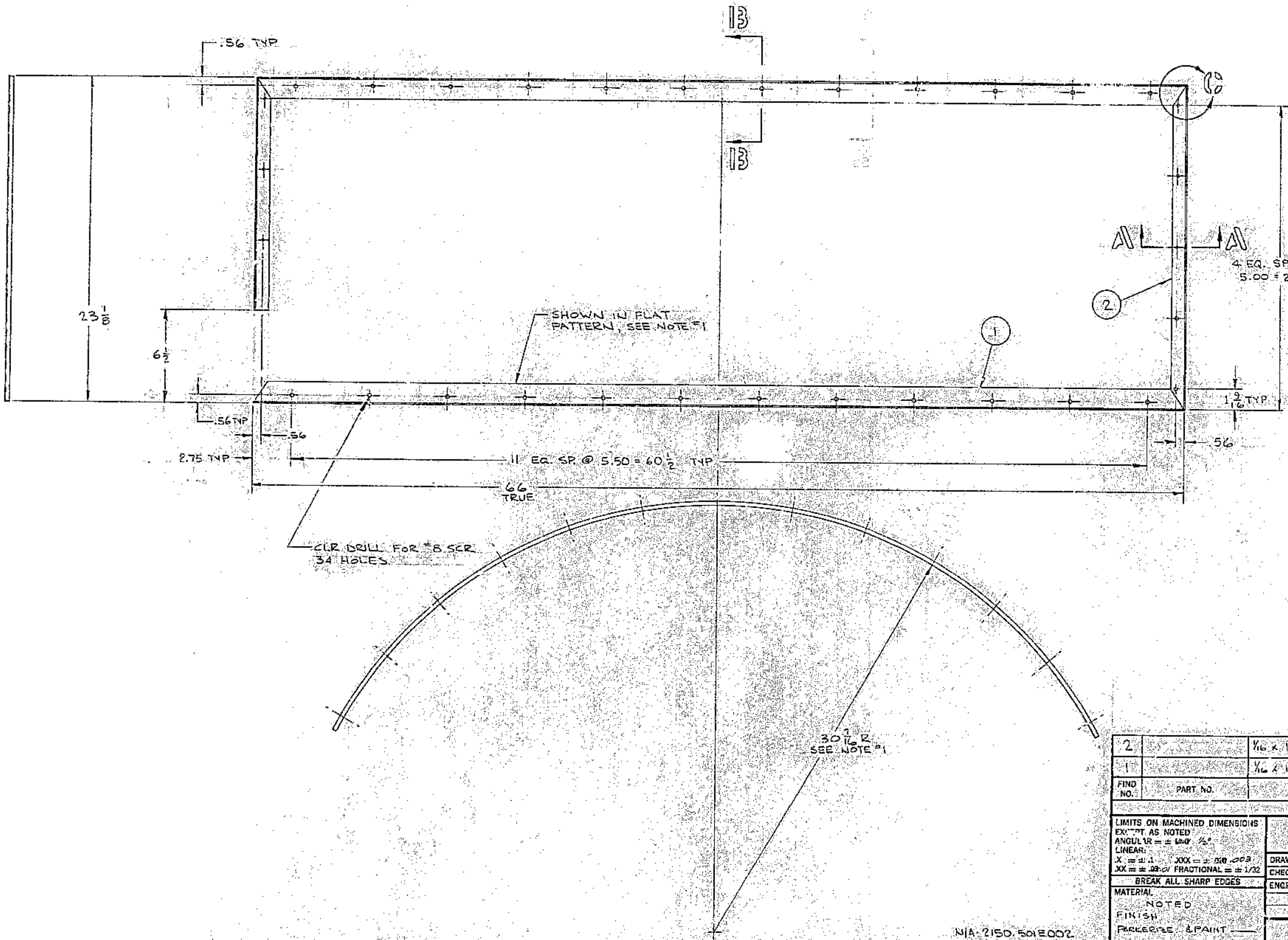
SECTION B-B
SCALE: FULL



VIEW C
SCALE: FULL



SECTION A-A
SCALE: FULL



NOTES
1. LOCATE & DRILL HOLES AFTER BREAKING, BUT BEFORE ROLLING. ROLL ITEM #1 TO 30% R BEFORE WELDING TO ITEM #2

REF. THE 1190

| FIND NO. | PART NO. | DESCRIPTION | QTY | MATERIAL | CODE IDENT. |
|----------|----------|------------------------------|-----|--------------------------------|-------------|
| 2 | | 1/16 x 1/4 STRIP x 23 1/8 LG | 2 | C1010 CR STRIP WITH #4 RD EDGE | |
| 1 | | 1/16 x 1/4 STRIP x 66 LG | 2 | C1010 CR STRIP WITH #4 RD EDGE | |

LIST OF MATERIAL (LM)

| | | | |
|--|----------------|--|---|
| LIMITS ON MACHINED DIMENSIONS EXCEPT AS NOTED: ANGULAR = ± 1/4° - 1/2° LINEAR: X = ± 1/16 XXX = ± 1/32 O.D. XX = ± 1/32 FRACTIONAL = ± 1/32 BREAK ALL SHARP EDGES | | DRAWN C. JACKSON 4/21/70 CHECK W.E. 4/16/70 ENGR P 4/11/70 | WESTERN GEAR CORPORATION HEAVY MACHINERY DIVISION EVERETT, WASHINGTON |
| MATERIAL NOTED FINISH PARKERIZE & PAINT REQD/N/A | | APPROVED | ACCESS DOOR GUIDE SEC MIRROR & PRIME FOCUS ASSY |
| SIZE | CODE IDENT NO. | REV | |
| D | 16603 | B | 2150.501D113 |
| SCALE 1/4" = 1" WT. 5.0 LB | | SHEET 1 OF 1 | |