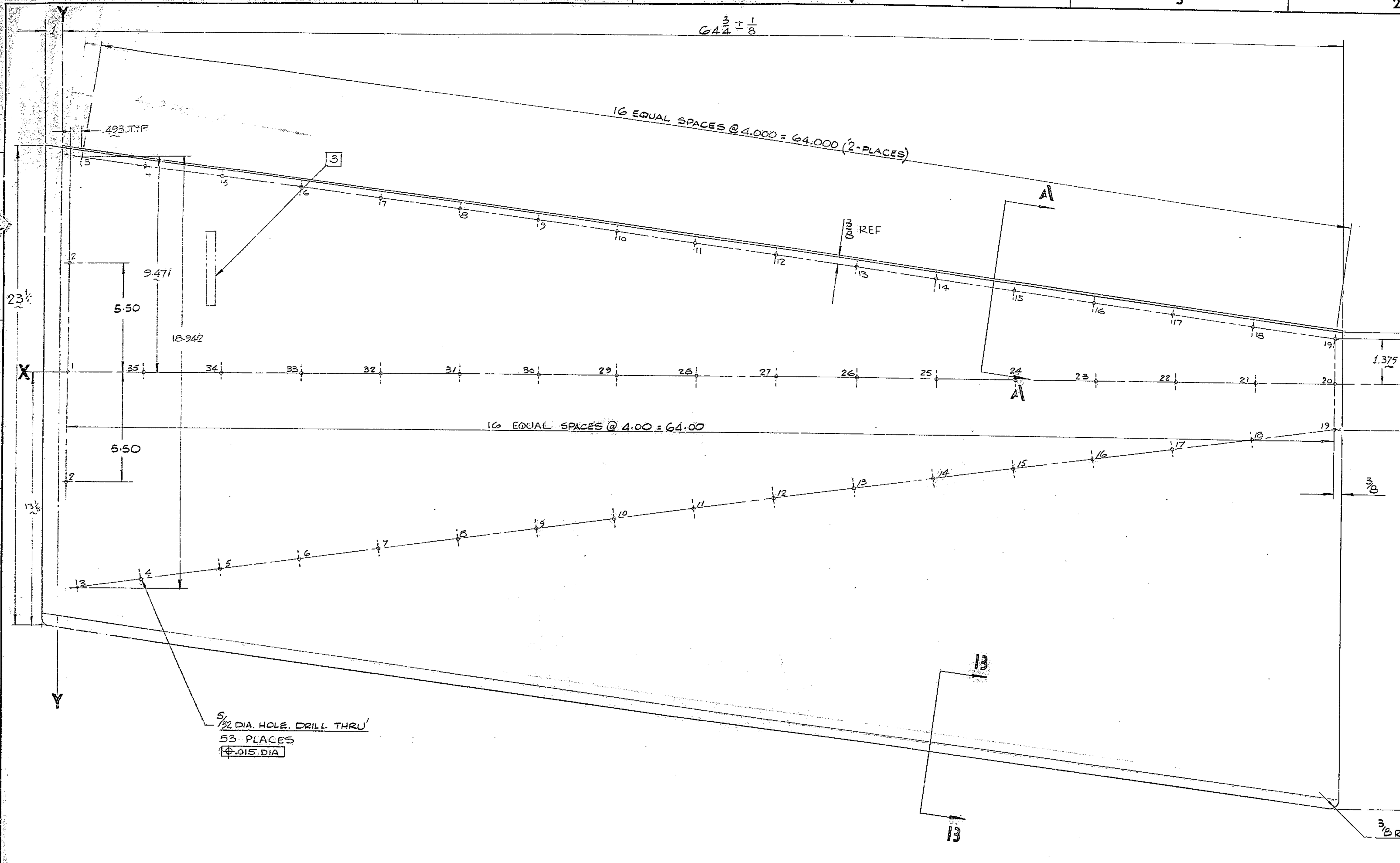
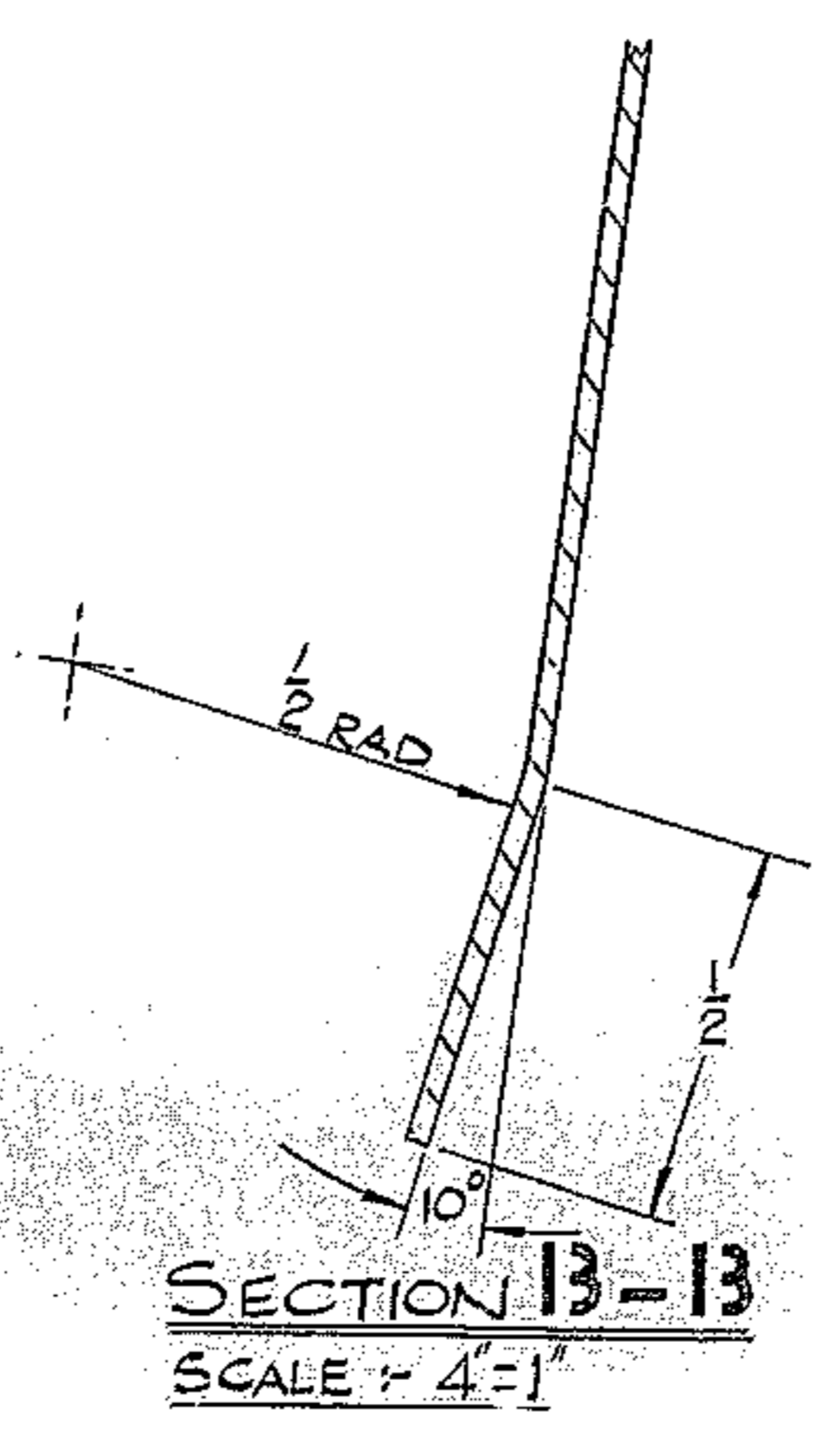
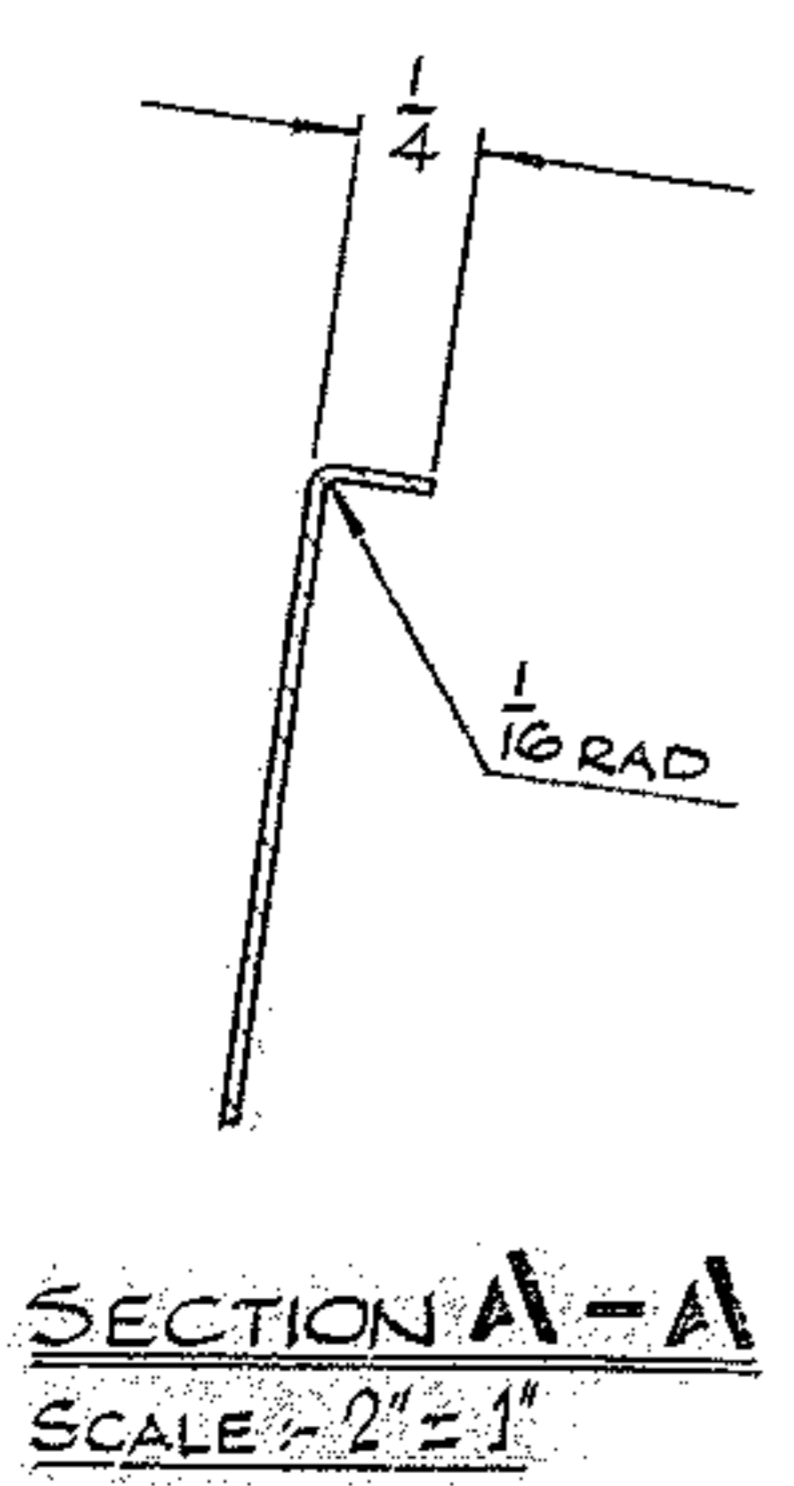


REVISIONS			
ZONE	LTR	DESCRIPTION	DATE APPROVED
2F	A	1 3/4 DIM WAS 2 3/8, 1.375 DIM WAS 2.250	10-2-68
2F	A	2.750 DIM WAS 4.500	
2E	A	23 DIM WAS 24	
2E	A	13 3/8 WAS 1 3/8	
2G	A	23 1/4 WAS 22 3/4	
2E	A	1 1/2 DIM AND 20° DIM DELETED	
2G	A	9.471 WAS 10.979, 13.942 WAS 21.838	
2H	A	1.493 DIM WAS .590	
A		X-X E-Y COORDINATE DIMS ADDED	
2A	A	MATE WAS SPRING BRASS	
A		APPROX PER AREA CONSTRUCTION PER 11-11-67	
2B	B	ADDED NOTE 4	11-6-71 JW



HOLE NUMBER	DISTANCE FROM X-Y	DISTANCE FROM Y-Y	HOLE SIZE
1	0.000	0.375	5/32
2	5.500	0.375	
3	9.471	0.868	
4	8.965	4.837	
5	8.459	8.806	
6	7.953	12.775	
7	7.447	16.745	
8	6.941	20.714	
9	6.435	24.683	
10	5.929	28.652	
11	5.423	32.621	
12	4.917	36.591	
13	4.411	40.560	
14	3.905	44.529	
15	3.399	48.498	
16	2.893	52.467	
17	2.387	56.437	
18	1.881	60.406	
19	1.375	64.375	
20	0.000	64.375	
21	0.000	60.375	
22	0.000	56.375	
23	0.000	52.375	
24	0.000	48.375	
25	0.000	44.375	
26	0.000	40.375	
27	0.000	36.375	
28	0.000	32.375	
29	0.000	28.375	
30	0.000	24.375	
31	0.000	20.375	
32	0.000	16.375	
33	0.000	12.375	
34	0.000	8.375	
35	0.000	4.375	5/32



- NOTES:
1. ALL DIMENSIONS ARE IN INCHES
 2. FABRICATION TOLERANCES, EXCEPT AS NOTED UP TO 10 IN. ± 1/16
10 TO 50 IN. ± 1/8
50 IN & OVER ± 1/4
 3. RUBBER STAMP PART NO. 2150.281E103 APPROX AS SHOWN
 4. FLAT BLACK ANODIZE ALL OVER.

NEXT ASSY. 2150.281E002 (WGN 103002)

FIND NO.	PART NO.	DESCRIPTION	QTY	MATERIAL	CODE IDENT
LIST OF MATERIAL (LM)					
LIMITS ON MACHINED DIMENSIONS EXCEPT AS NOTED					
ANGULAR ± 1°					
LINEAR: X = ± .010 XXX = ± .010					
XX = ± .03 FRACTIONAL = ± 1/32					
BREAK ALL SHARP EDGES					
MATERIAL					
WESTERN GEAR CORPORATION CONSTRUCTION PROJECTS DEPARTMENT APPROVED FOR PROCUREMENT R.G. DATE 11/21/68					
150 IN STELLAR TELESCOPE MOUNTING DRAWN MAUNDERS 10/30/68 CHECK FLOW 11/21/68 ENGR					
WESTERN GEAR CORPORATION HEAVY MACHINERY DIVISION EVERETT, WASHINGTON					
FLAP IRIS DUST COVER & IRIS ASSY. PRIMARY					
AL 7075-T6 .032 THK.					
WGN 103080					
APPROVED					
SIZE CODE IDENT NO. E 16603 2150.281E017					
REV B					
SCALE 1/2" = 1" IN WT LB SHEET 1 OF 1					