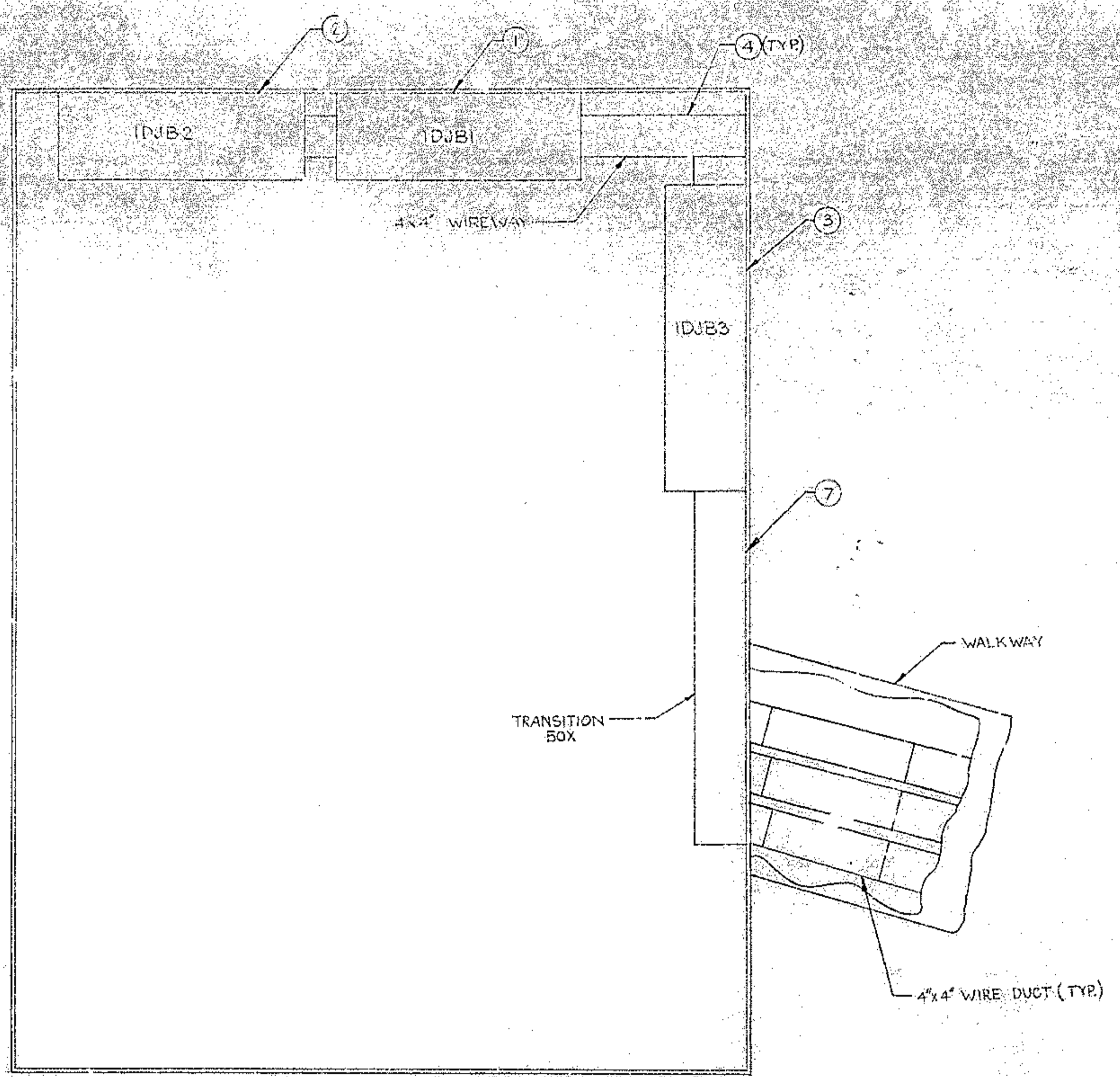
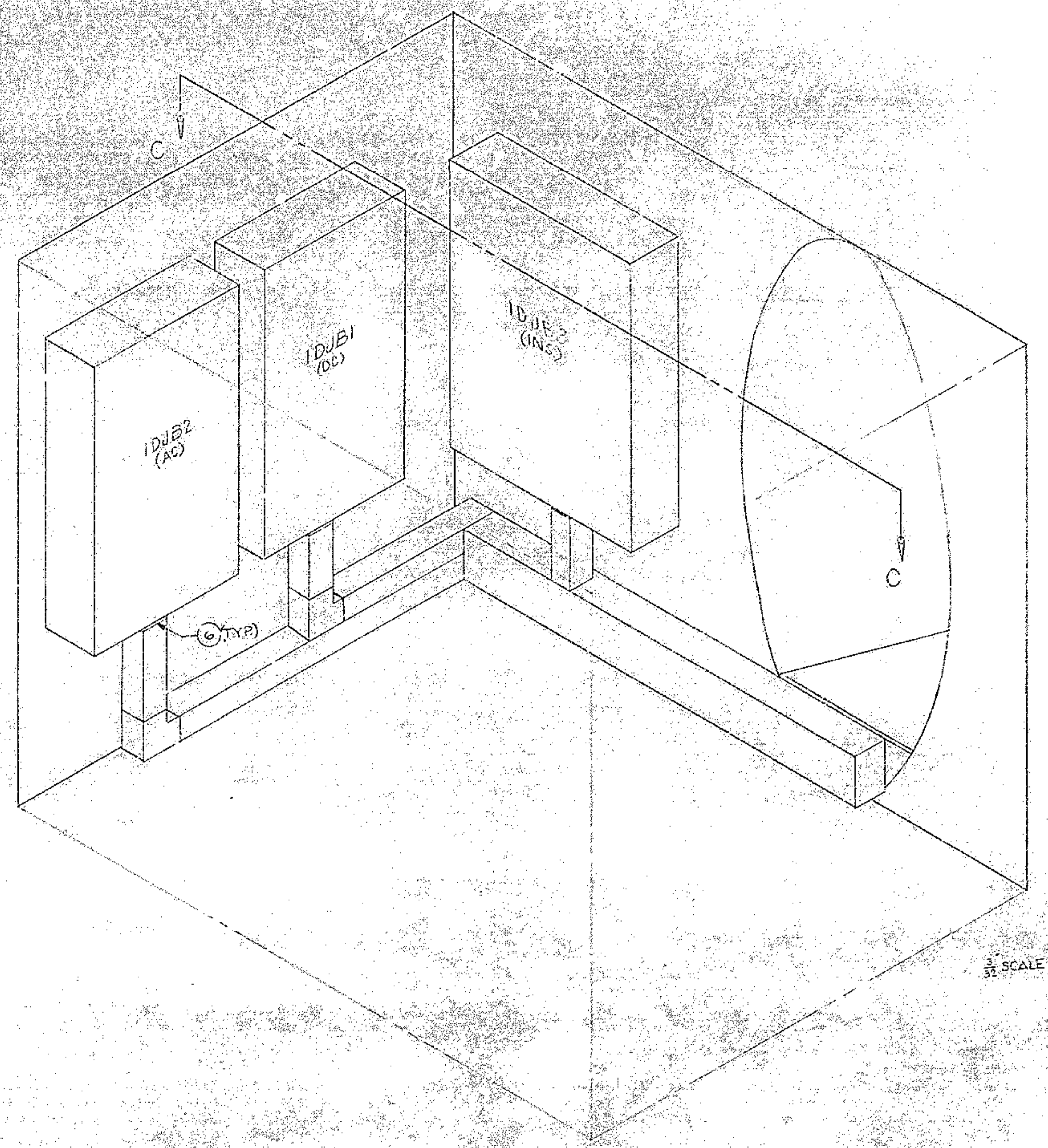


THIS DOCUMENT CONTAINS INFORMATION PROPRIETARY TO WESTERN GEAR CORPORATION. ALL DESIGN, MANUFACTURING, REPRODUCTION, USE, PATENT, AND SALES RIGHTS REGARDING THE SAME ARE HEREBY EXPRESSLY RESERVED BY WESTERN GEAR CORPORATION. THIS DOCUMENT MAY BE DISCLOSED TO ANY UNAUTHORIZED PERSON OR INCORPORATED INTO ANY OTHER PROJECT.

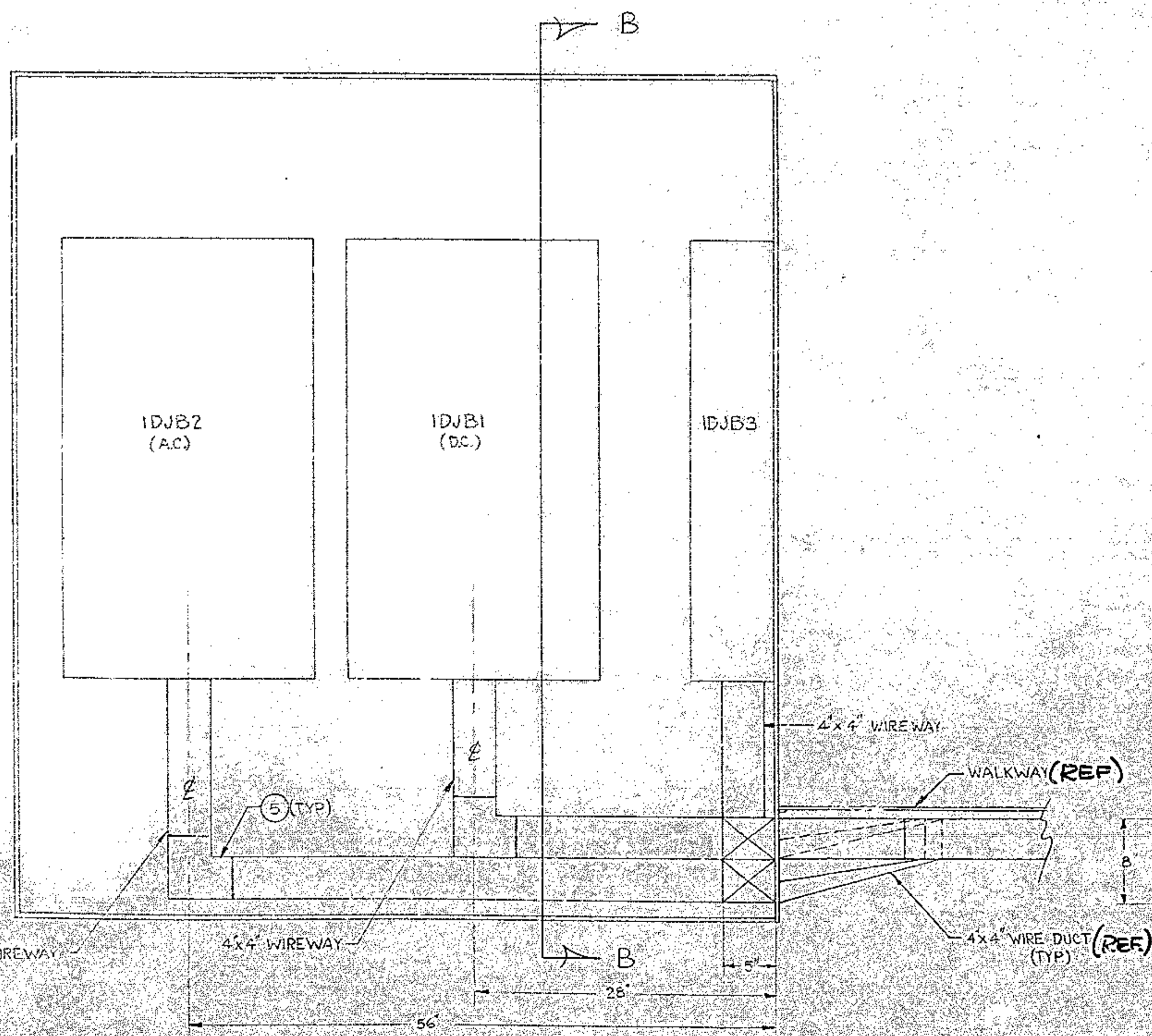
REVISIONS				
ZONE	LTR	DESCRIPTION	DATE	APPROVED



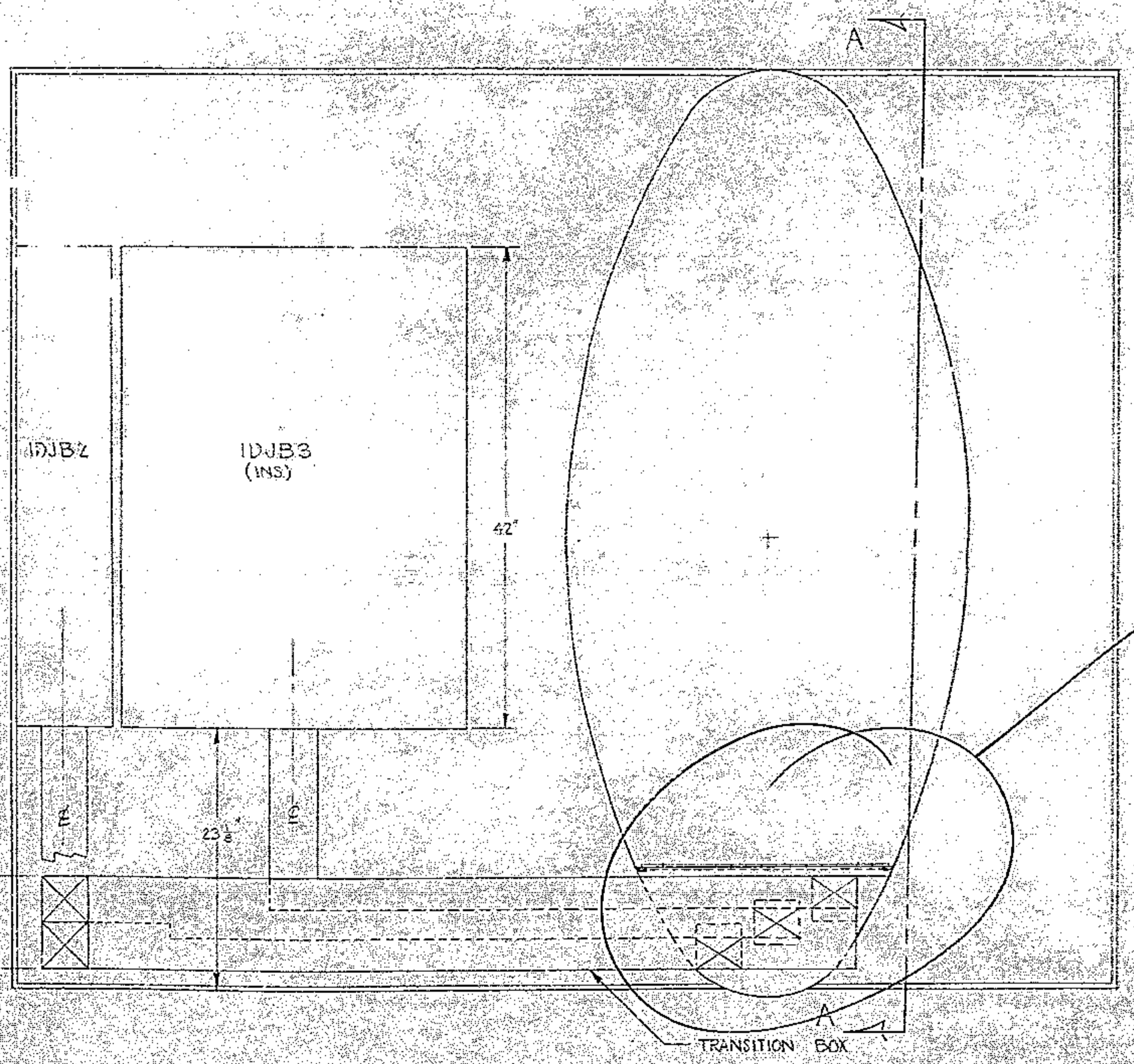
SECTION C C
1/8" SCALE



3/32" SCALE



SECTION A A
1/8" SCALE



SECTION B B
1/8" SCALE

KITT PEAK NATIONAL OBSERVATORY	
<input type="checkbox"/> APPROVED	
<input type="checkbox"/> APPROVED WITH CORRECTIONS NOTED	
<input checked="" type="checkbox"/> RETURNED FOR CORRECTIONS SHOWN, RESUBMIT	
FOR: <input type="checkbox"/> PRELIMINARY	DATE: 7/11/76
<input type="checkbox"/> ENGINEERING	DATE: 7/11/76
<input checked="" type="checkbox"/> CONSTRUCTION	DATE: 7/11/76

WONT FIT! SEE DRAWINGS BY JAPAN STEEL WORKS.

THIS DRAWING SHOULD BE PART OF HORSESHOE ASSEMBLY DRAWING WITH THE PARTS LISTED ON 2150.250A002.



FIND NO.	PART NO.	DESCRIPTION	QTY	MATERIAL	CODE IDENT
7		WIRE WAY	1	DWG. #	
6		ADAPTOR	4	SQUARE D #LD44A	
5		ELBOW 90°	2	SQUARE D #LD49L	
4		4x4 WIREWAY	1	SQUARE D #TYPE LDA	
3		TERMINAL BOX 24x42x8	1	HOFFMAN #A-42300B	
2		TERMINAL BX 24x42x8	1	HOFFMAN #A-42304B	
1		TERMINAL BOX 24x42x8	1	HOFFMAN #A-42324B	

LIMITS ON MACHINED DIMENSIONS EXCEPT AS NOTED		LIST OF MATERIAL (LM)	
ANGULAR = ± 1°		Western GEAR CORPORATION HEAVY MACHINERY DIVISION EVERETT, WASHINGTON	
LINEAR:		EAST HORSESHOE TERMINAL BOXES RACEWAY	
X = ± .1	XXX = ± .010	SIZE	CODE IDENT NO.
XX = ± .03	FRACTIONAL = ± 1/32	E 16603	2150-250-E 083
— BREAK ALL SHARP EDGES		SCALE = 1/8" = 1"	WT. LB. SHEET OF
DRAWN		REV	
CHECK		A	
ENGR			
MATERIAL			
APPROVED			