

5

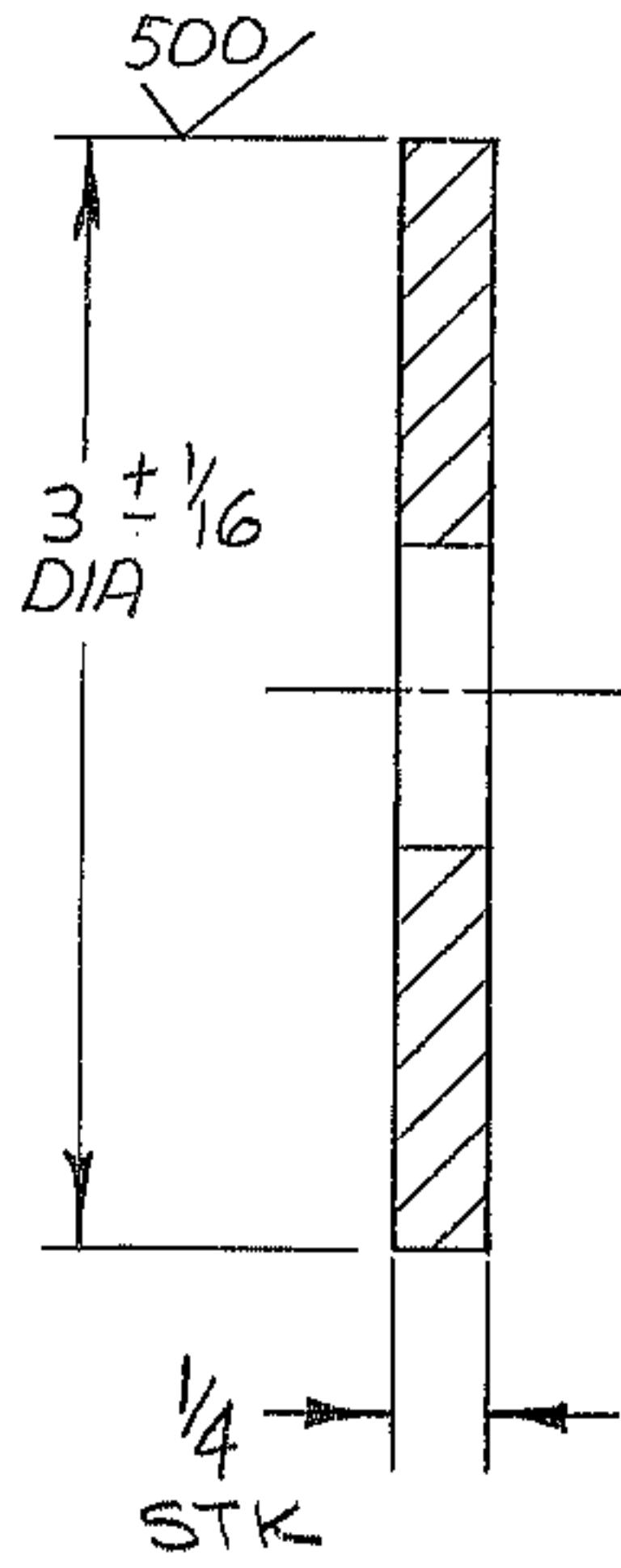
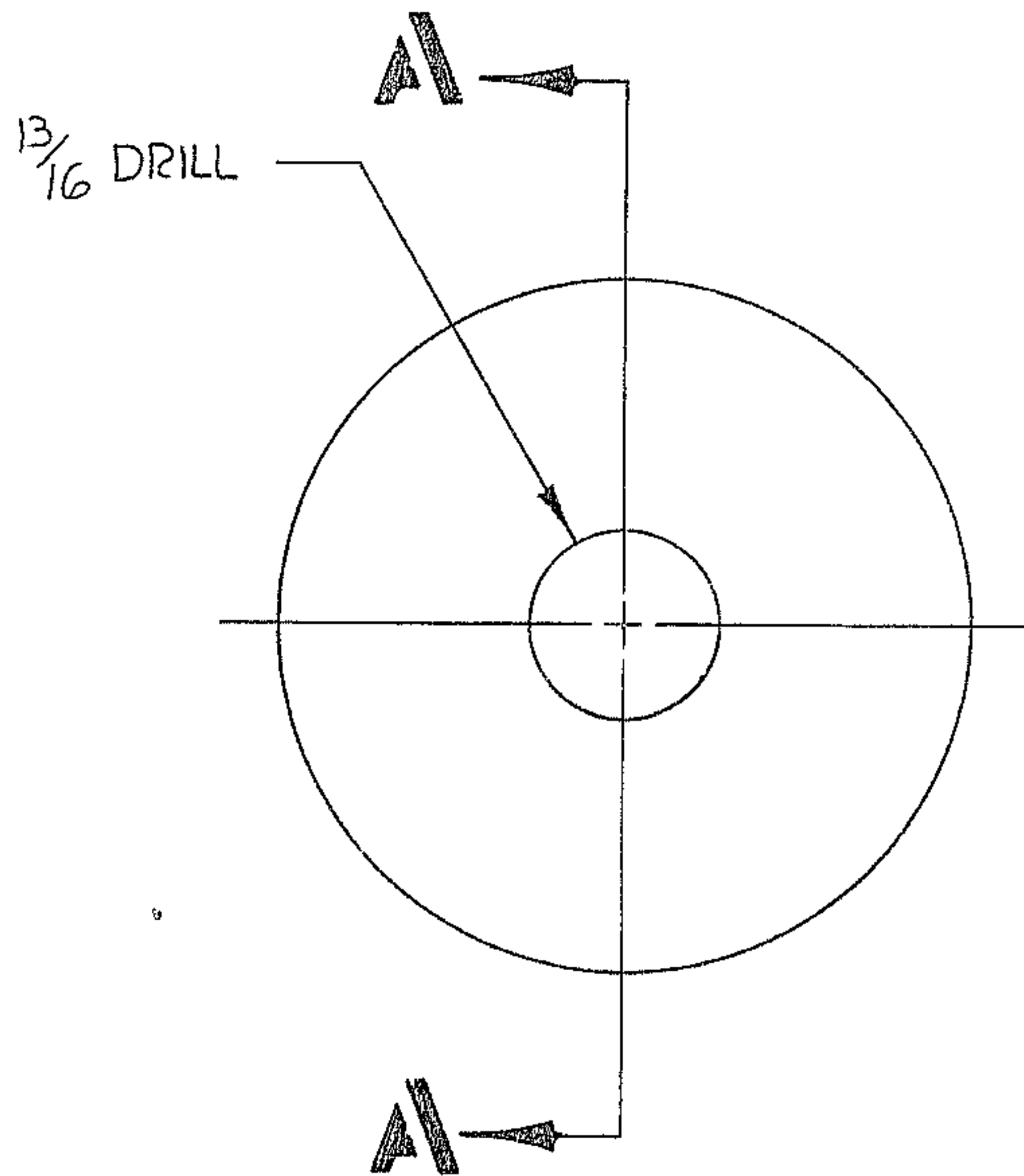
4

3

2

1


REVISIONS				
ZONE	LTR	DESCRIPTION	DATE	APPROVED



NOTES :

1. ALL DIMENSIONS ARE IN INCHES
2. TAG PART NO. 2150.350 B107
3. MATL: STL PL 3 DIA X 1/4 THK
ASTM A-7 OR EQUIV.
4. CAD PL ALL OVER .0005 ± .0003 THK

OBSOLETE



NEXT ASSY : 2150.350D102 (W.G.E 107644)

LIMITS ON MACHINED DIMENSIONS EXCEPT AS NOTED ANGULAR ± 1° 0' LINEAR .X = ± .1 .XX = ± .03 .XXX = ± .010 FRACTIONAL ± 1/32 BREAK ALL SHARP EDGES	150 IN STELLAR TELESCOPE MOUNTING		Western HEAVY MACHINERY DIVISION GEAR CORPORATION EVERETT, WASHINGTON		
	DRAWN <i>D Thompson</i>		WASHER, P.L. - HORSESHOE ASSY		
	CHECK <i>J.W.N.</i>		SIZE B	CODE IDENT NO. 16603	2150.250 B022
	ENGR		SCALE 1/1	WT.	LB SHEET 1 OF 1
W.G.C. 112683		APPROVED	REV		