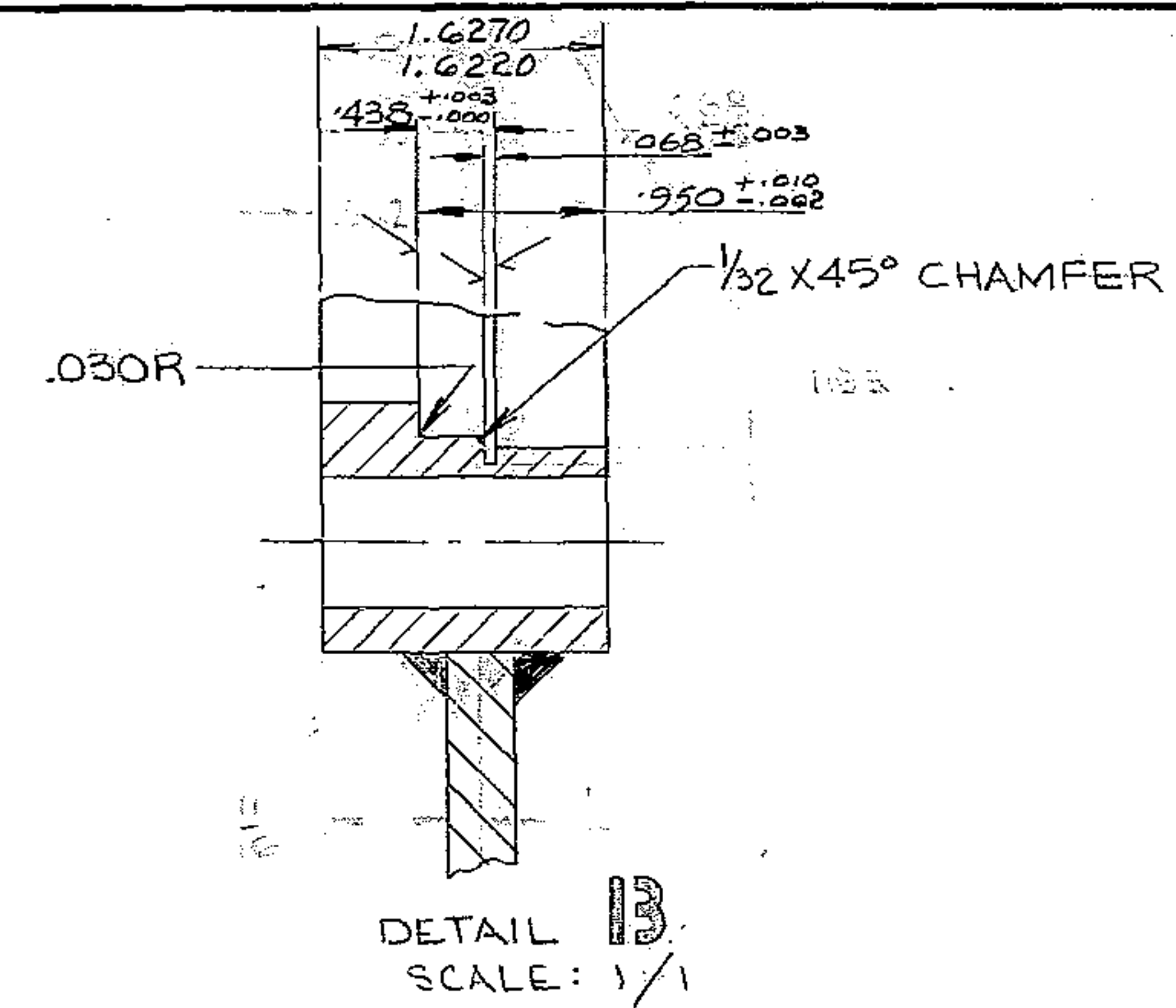
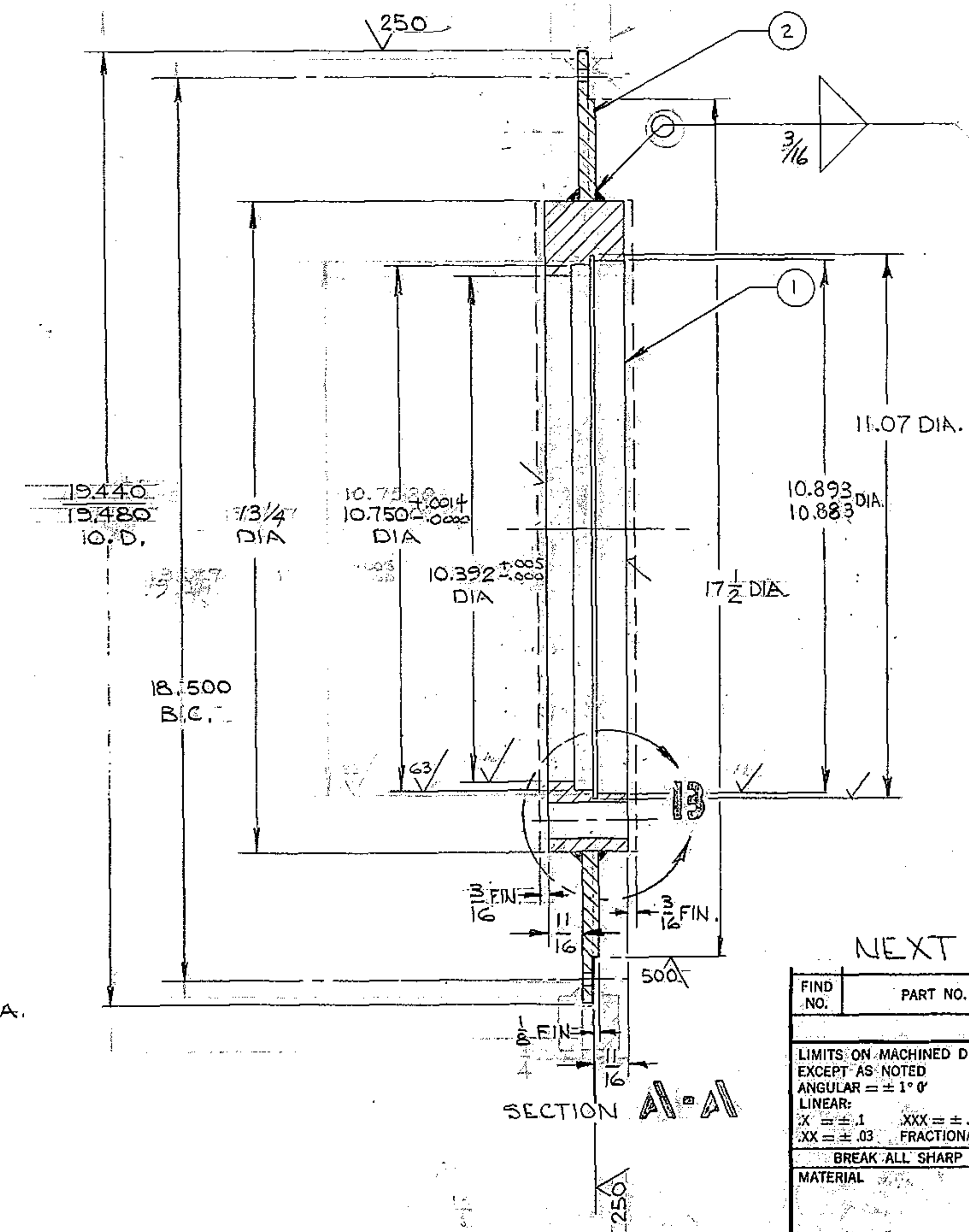
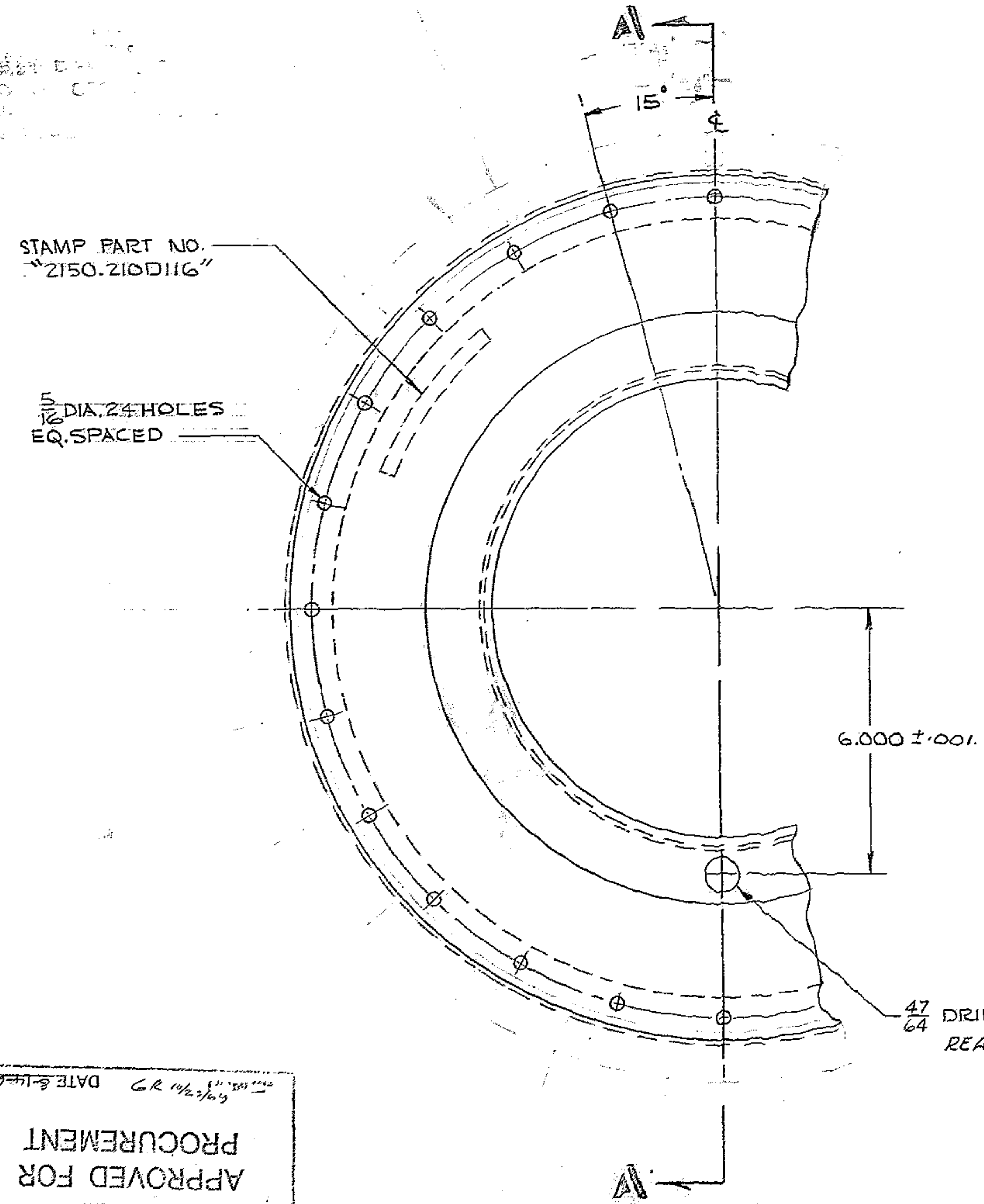


REVISIONS				
ZONE	LTR	DESCRIPTION	DATE	APPROVED
	A	REVISED PER AURA APPD PLINT	8-14-65	
A4	B	DELETED ITEM #3 ADDED 5/16 DIA HOLES & RELATED MACHINED SURFACES, ITEM #2 WAS 1/4 FB X 150.0	4-4-65	DEM/
	C	RELEASED PER AURA APPD PRINT	15 OCT 68	
	D	1.6270 WAS 1.6250 - .002 WAS -.000	3/20/65	LDS



MATERIAL LIST				
PC. NO.	QTY	DESCRIPTION	MATL. & SPEC	ROUGH WT. EACH
1	1	PL 13 1/4 O.D. X 10 1/4 I.D. X 2 THK	STL ASTM A36	34
2	1	PL 20 O.D. X 13 1/4 I.D. X 3/8 THK	STL ASTM A36	30



- NOTES:
- ALL DIMENSIONS ARE IN INCHES
 - FABRICATION TOLERANCES EXCEPT AS NOTED
 - UP TO 10 INCHES 1/16
 - 10 TO 50 INCHES 1/8
 - 50 INCHES & OVER 1/4
 - WELD PER W.G.C. SPECIFICATION 752 APP. T1
 - STRESS RELIEVE AFTER WELDING & BEFORE MACHINING PER W.G.C. SPECIFICATION S10.
 - APPLY ONE COAT OF PRIME PAINT ALL OVER PER W.G.C. SPECIFICATION S11 IMMEDIATELY AFTER STRESS RELIEVING & CLEANING.
 - ALL SURFACES MARKED ✓ TO BE ✓ EXCEPT AS NOTED.

APPROVED FOR
DEPARTMENT
CONSTRUCTION PROJECTS
WESTERN GEAR CORPORATION

DATE 10/2/65
G.R. 10/2/65

NEXT ASSY 2150.210E102 (WGN102959)

FIND NO.	PART NO.	DESCRIPTION	QTY	MATERIAL	CODE IDENT
LIST OF MATERIAL (LM)					
LIMITS ON MACHINED DIMENSIONS EXCEPT AS NOTED		150 LB STELLER TELESCOPE MOUNTING			
ANGULAR = ± 1°		DRAWN FLAMIN 3-5-68			
LINEAR:		CHECKED 3-26-68			
X = ± .1		ENGR			
XXX = ± .010		MATERIAL			
XX = ± .03		SEE MATL. LIST			
FRACTIONAL = ± 1/32		WGE 107633			
BREAK ALL SHARP EDGES		APPROVED			
SIZE	CODE IDENT NO.	REV			
D 16603	2150.210D116	D			
SCALE 1/2	WT 46 1/2 LB	SHEET 1 OF 1			

1165