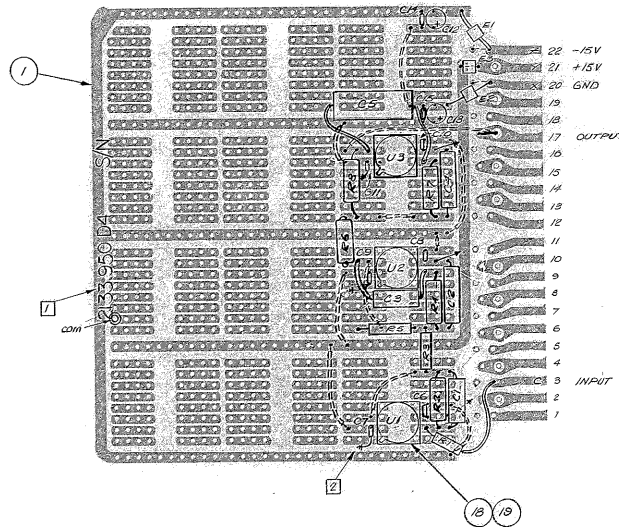
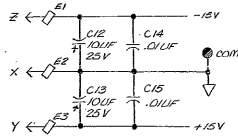
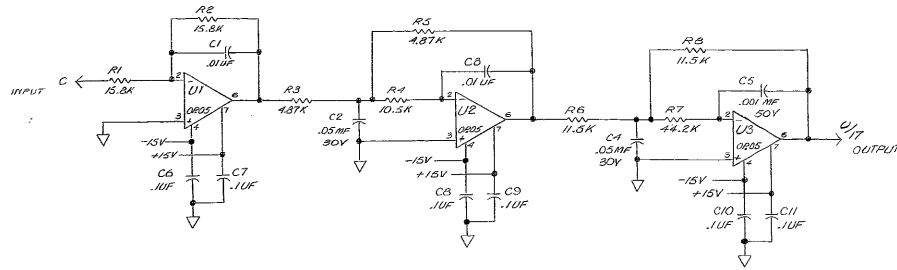


NOTES: UNLESS OTHERWISE NOTED

1. ASSY NO. & SERIAL NO TO BE MARKED IN 1/16 HIGH LETTERS IN BLACK INK. APPROX POSITION AS SHOWN.
2. SYMBOL INDICATES SOLDERED CONNECTION TO GROUND PLANE (NOT SHOWN) ON COMPONENT SIDE.
3. WIRES WITH 22 AWG. SOLID SHIELDED WIRE.
4. CAPACITORS $\geq 1\mu F \pm 5\%$
 $< 1\mu F \pm 10\%$



REVISIONS						
ZONE	LTR	DESCRIPTION	ECR	DATE	BY	APVD
A	17	NEW U/I	2173	12-21-74	W	LAG
B		COM TP ADDED	2023	9-19-80	W	DGS

3	FERRITE BEAD	#1, 2, 3	20
3	7717-245 IC CONVERSION PAD THERMALDY		18
3	C930802 SOCKET TEXAS INS		18
			17
2	RESISTOR 4.87K 1% METAL FILM	R3, 5	16
1	↑ 10.5K ↑	R4	15
2	↑ 11.5K ↑	R6, 8	14
2	↑ 15.8K ↑	R1, 2	13
1	RESISTOR .442K 1% METAL FILM	R7	12
			11
2	CAPACITOR 10UF 25V	C12, 13	10
2	.01UF	C14, 15	9
6	↑ .1UF ↑	C6-11	8
2	RTW/KM .01UF 1% BALCO	C1, 3	7
2	CR BOB/BI .05MFD 30V 1%	C2, 4	6
1	CR BOB/CI CAPACITOR .001MFD 50V 1%	C5	5
			4
3	OP-08CJ OPERATIONAL AMP	U1, 2, 3	3
			2
1	110E-36P CIRCUIT BOARD DOUGLAS		1

PARTS LIST						
QTY	RECD	PART OR IDENTIFYING NO.	DESCRIPTION	MATERIAL/SPECIFICATION	REF DES	ZONE ITEM NO.
TOLERANCES UNLESS OTHERWISE NOTED DECIMALS FRACTIONS XX ± .03 XXX ± .010 ANGULAR ± 0° 30'						
NEXT ASSEMBLY: 2/33-920 D12						
4M TELESCOPE - FTS						
KITT PEAK NATIONAL OBSERVATORY OPERATED BY THE ASSOCIATION OF UNIVERSITIES FOR RESEARCH IN ASTRONOMY, INC. UNDER CONTRACT WITH NATIONAL SCIENCE FOUNDATION						
NAME: COMPONENT CARD ASSY. 1000 Hz LOW-PASS FILTER 5 POLE MFM BUTTERWORTH					IMP FILE: 1350	WORK REL:
SCALE 2:1		DESIGNED BY: A. A. ABLE	DATE: 6-7-76	DWG NO: 2/33-950 DA	REV: B	
PRINT ISSUED		CHECKED BY: [Signature]	DATE: [Date]	APPROVED BY: [Signature]	DATE: [Date]	RELEASE: 3-9-76

118
246-97